

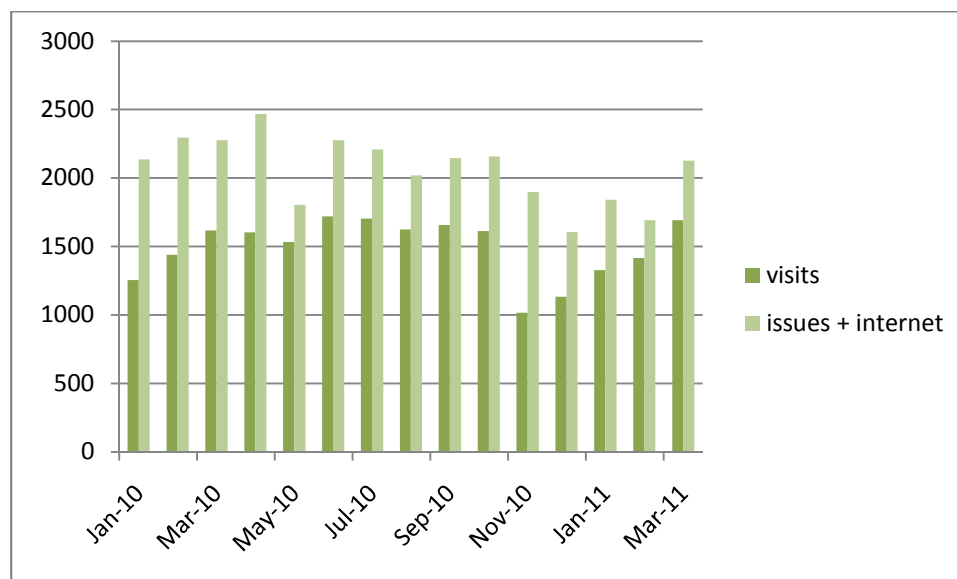
Oberon Council Library

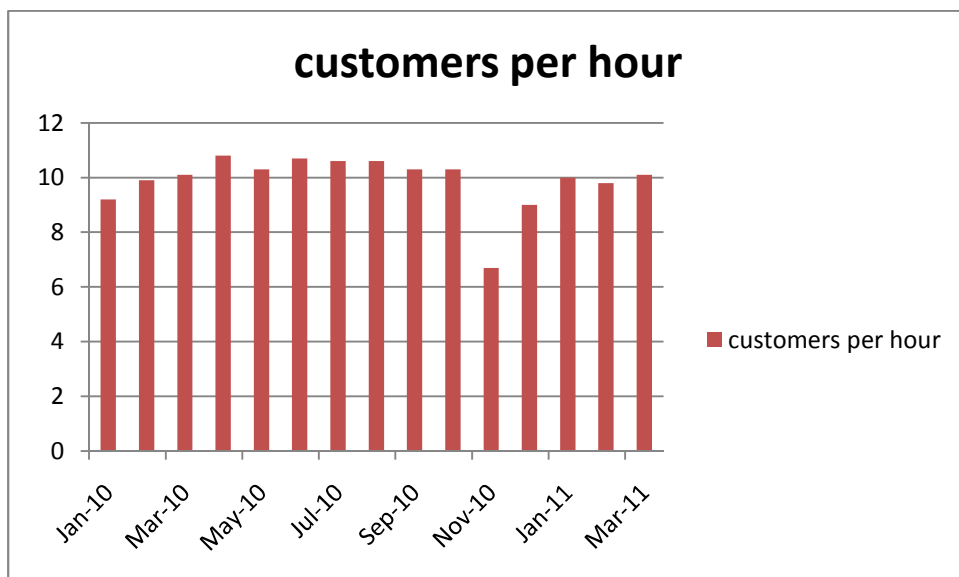
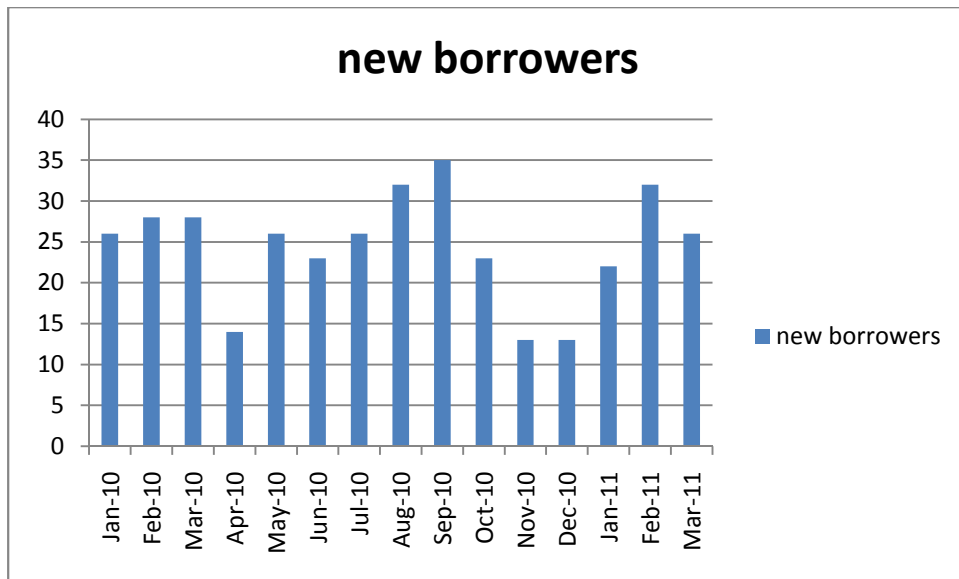
March Statistical Report

Membership stands at 3352
 1882 items were borrowed
 and the Internet was used 244 times

Comparative Figures

	visits	customers per hour	issues + internet	new borrowers
Jan-10	1256	9.2	2136	26
Feb-10	1439	9.9	2296	28
Mar-10	1618	10.1	2276	28
Apr-10	1603	10.8	2468	14
May-10	1533	10.3	1804	26
Jun-10	1721	10.7	2277	23
Jul-10	1703	10.6	2209	26
Aug-10	1625	10.6	2019	32
Sep-10	1658	10.3	2146	35
Oct-10	1613	10.3	2157	23
Nov-10	1017	6.7	1897	13
Dec-10	1134	9	1606	13
Jan-11	1328	10	1841	22
Feb-11	1417	9.8	1693	32
Mar-11	1693	10.1	2126	26
monthly average	1491	9.9	2063	24.5





March in the Library

- The annual Playgroup Fun Day was held in the library (rather than the back lawn due to rain). 52 children and 29 carers attended enjoying a special story time session as well as activities organised by community service providers.
- A library planning session was held with the library committee, focusing on library activities.
- An initial visit was made to Black Springs School, with sessions provided for both playgroup and students. Arrangements are being put in place to provide ongoing support in the areas of literacy and lesson resources.

- Alterations have been made to cupboards in the library which has provided additional book shelving facing the library backing on to functional shelving in the processing room. Bench tops have been installed to accommodate public computers and provide a study area.
- Regular story time sessions continue weekly with an average of 17 children and 7 carers attending.